

HPSC - Weekly HIV & STI Report



Statutory Notifications of HIV and STIs reported in Ireland via the Computerised Infectious Disease Reporting (CIDR) system for:

Week 26, 2020

(Notification Period: 21/06/2020 - 27/06/2020)

Data are Provisional

Report produced by the Health Protection Surveillance Centre on 01/07/2020

More detailed annual reports on HIV and STIs in Ireland are available on the HPSC website at <https://www.hpsc.ie>



Table 1: Summary of HIV and Sexually Transmitted Infections reported for week 26, 2020

Disease	Week Ending	2020	2019	Increase/Decrease	
	27/06/2020	Week 1 - 26	Week 1 - 26	n	%
Chancroid	0	0	0	0	0.00
Chlamydia trachomatis infection	116	3217	4380	-1163	-26.55
Gonorrhoea	32	1069	1384	-315	-22.76
Granuloma inguinale	0	0	0	0	0.00
Herpes simplex (genital)	15	541	825	-284	-34.42
HIV	6	248	254	-6	-2.36
Lymphogranuloma venereum	0	9	19	-10	-52.63
Syphilis (early infectious)	12	272	379	-107	-28.23
Trichomoniasis	0	18	26	-8	-30.77
Total	181	5,374	7,267	-1893	-26.05



Table 2: HIV & Sexually Transmitted Infections by HSE area* for week 26, 2020

	E	M	MW	NE	NW	S	SE	W	Weekly total
Chlamydia trachomatis infection	58	1	13	3	1	18	12	10	116
Gonorrhoea	23	0	5	1	0	0	2	1	32
Herpes simplex (genital)	9	0	3	0	1	0	0	2	15
HIV	4	0	1	1	0	0	0	0	6
Syphilis (early infectious)	11	0	0	0	0	1	0	0	12
Total	105	1	22	5	2	19	14	13	181

Table 3: HIV & Sexually Transmitted Infections by HSE area*: annual cumulative figures week 1 - week 26, 2020

	E	M	MW	NE	NW	S	SE	W	Annual total, 2020
Chlamydia trachomatis infection	1714	105	231	154	125	391	218	279	3217
Gonorrhoea	722	13	61	32	18	92	65	66	1069
Herpes simplex (genital)	347	20	23	16	9	48	49	29	541
HIV	172	5	15	11	5	20	10	10	248
Lymphogranuloma venereum	7	0	0	0	0	0	0	2	9
Syphilis (early infectious)	212	6	8	14	4	12	9	7	272
Trichomoniasis	5	1	10	0	0	1	0	1	18
Cumulative total this year	3179	150	348	227	161	564	351	394	5374

* See note 4 on page 8



Table 4: HIV & Sexually Transmitted Infections by age group for week 26, 2020

	0-14 yrs	15-19 yrs	20-24 yrs	25-29 yrs	30-34 yrs	35-39 yrs	40-44 yrs	45-49 yrs	50-59 yrs	60+ yrs	Unkno wn	Weekly total
Chlamydia trachomatis infection	2	8	52	34	10	2	3	1	1	1	2	116
Gonorrhoea	0	1	8	9	3	5	3	1	0	1	1	32
Herpes simplex (genital)	0	0	6	4	1	0	2	1	0	1	0	15
HIV	0	0	2	0	3	0	1	0	0	0	0	6
Syphilis (early infectious)	0	0	1	3	1	1	1	2	3	0	0	12
Weekly Total	2	9	69	50	18	8	10	5	4	3	3	181

Table 5: HIV & Sexually Transmitted Infections by age group: annual cumulative figures week 1 - week 26, 2020

	0-14 yrs	15-19 yrs	20-24 yrs	25-29 yrs	30-34 yrs	35-39 yrs	40-44 yrs	45-49 yrs	50-59 yrs	60+ yrs	Unkno wn	Annual total, 2020
Chlamydia trachomatis infection	9	329	1261	753	403	223	114	57	56	9	3	3217
Gonorrhoea	2	104	242	220	206	129	65	40	51	9	1	1069
Herpes simplex (genital)	2	45	135	125	80	64	29	21	22	18	0	541
HIV	0	2	15	44	58	47	28	18	23	12	1	248
Lymphogranuloma venereum	0	0	1	1	1	2	1	1	2	0	0	9
Syphilis (early infectious)	0	4	20	57	62	51	22	21	23	9	3	272
Trichomoniasis	0	1	3	1	5	5	2	0	1	0	0	18
Cumulative total this year	13	485	1677	1201	815	521	261	158	178	57	8	5374



Table 6: HIV & Sexually Transmitted Infections by gender for week 26, 2020

	Male	Female	Unknown	Not Specified	Weekly total
Chlamydia trachomatis infection	44	68	1	3	116
Gonorrhoea	22	6	1	3	32
Herpes simplex (genital)	4	11	0	0	15
HIV	5	1	0	0	6
Lymphogranuloma venereum	0	0	0	0	0
Syphilis (early infectious)	11	1	0	0	12
Trichomoniasis	0	0	0	0	0
Weekly Total	86	87	2	6	181

Table 7: HIV & Sexually Transmitted Infections by gender: annual cumulative figures week 1 - week 26, 2020

	Male	Female	Unknown	Not Specified	Annual total, 2020
Chlamydia trachomatis infection	1612	1581	19	5	3217
Gonorrhoea	910	154	2	3	1069
Herpes simplex (genital)	161	378	2	0	541
HIV	190	58	0	0	248
Lymphogranuloma venereum	8	1	0	0	9
Syphilis (early infectious)	249	20	3	0	272
Trichomoniasis	0	18	0	0	18
Cumulative total this year	3130	2210	26	8	5374



Table 8: HIV & Sexually Transmitted Infections by case classification for week 26, 2020

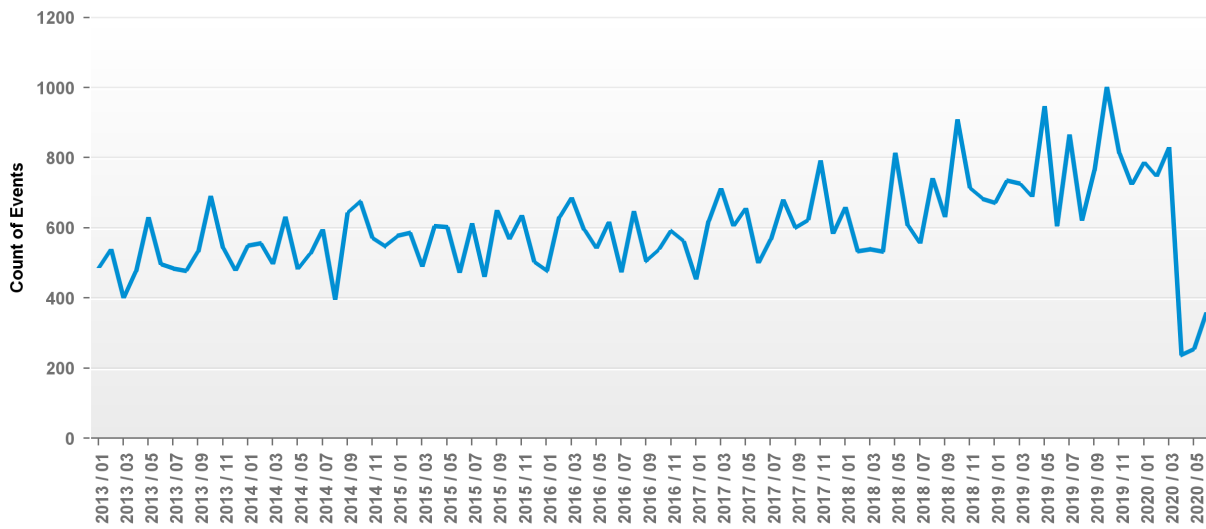
	Confirmed	Probable	Possible	Not Specified	Weekly total
Chlamydia trachomatis infection	115	0	0	1	116
Gonorrhoea	32	0	0	0	32
Herpes simplex (genital)	15	0	0	0	15
HIV	6	0	0	0	6
Lymphogranuloma venereum	0	0	0	0	0
Syphilis (early infectious)	12	0	0	0	12
Trichomoniasis	0	0	0	0	0
Weekly Total	180	0	0	1	181

Table 9: HIV & Sexually Transmitted Infections by case classification: annual cumulative figures week 1 - week 26, 2020

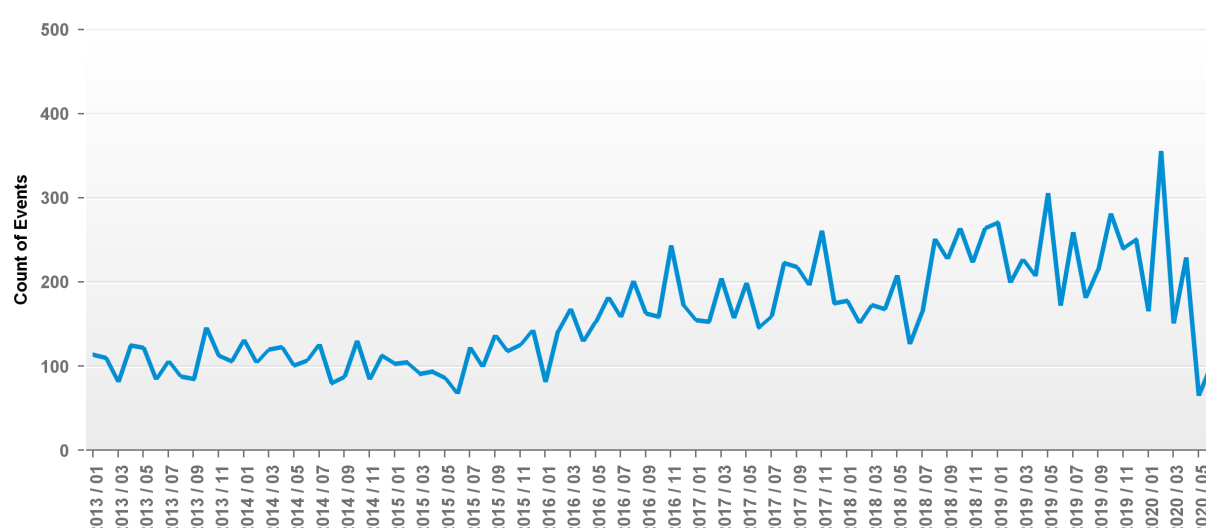
	Confirmed	Probable	Possible	Not Specified	Annual total, 2020
Chlamydia trachomatis infection	3216	0	0	1	3217
Gonorrhoea	1068	1	0	0	1069
Herpes simplex (genital)	535	4	1	1	541
HIV	248	0	0	0	248
Lymphogranuloma venereum	8	1	0	0	9
Syphilis (early infectious)	260	3	8	1	272
Trichomoniasis	18	0	0	0	18
Cumulative total this year	5353	9	9	3	5374



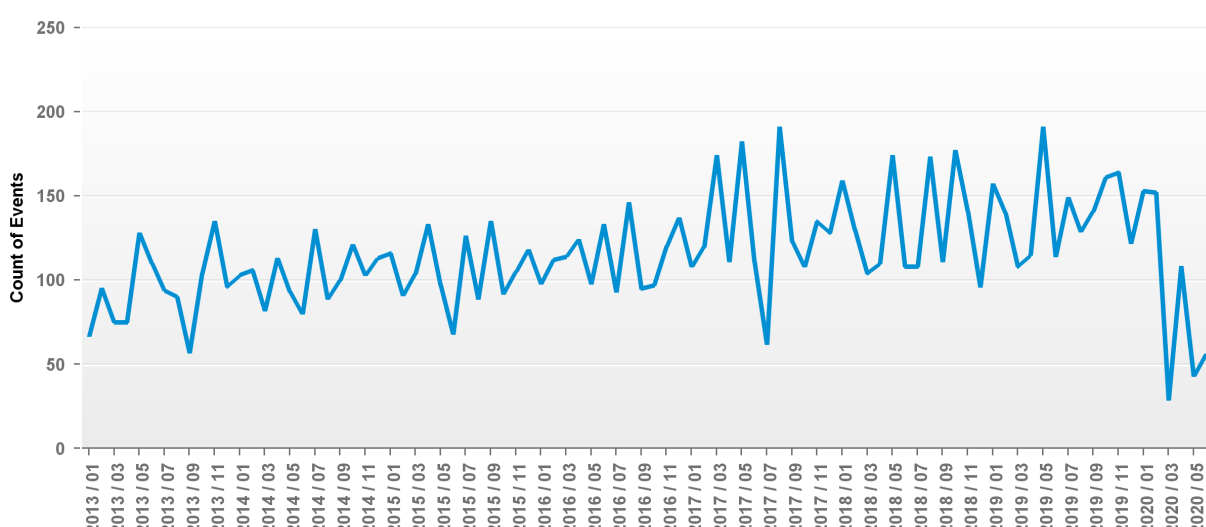
Graph 1: Chlamydia notifications by month, week 1, 2013 - week 26, 2020



Graph 2 : Gonorrhoea notifications by month, week 1, 2013 - week 26, 2020

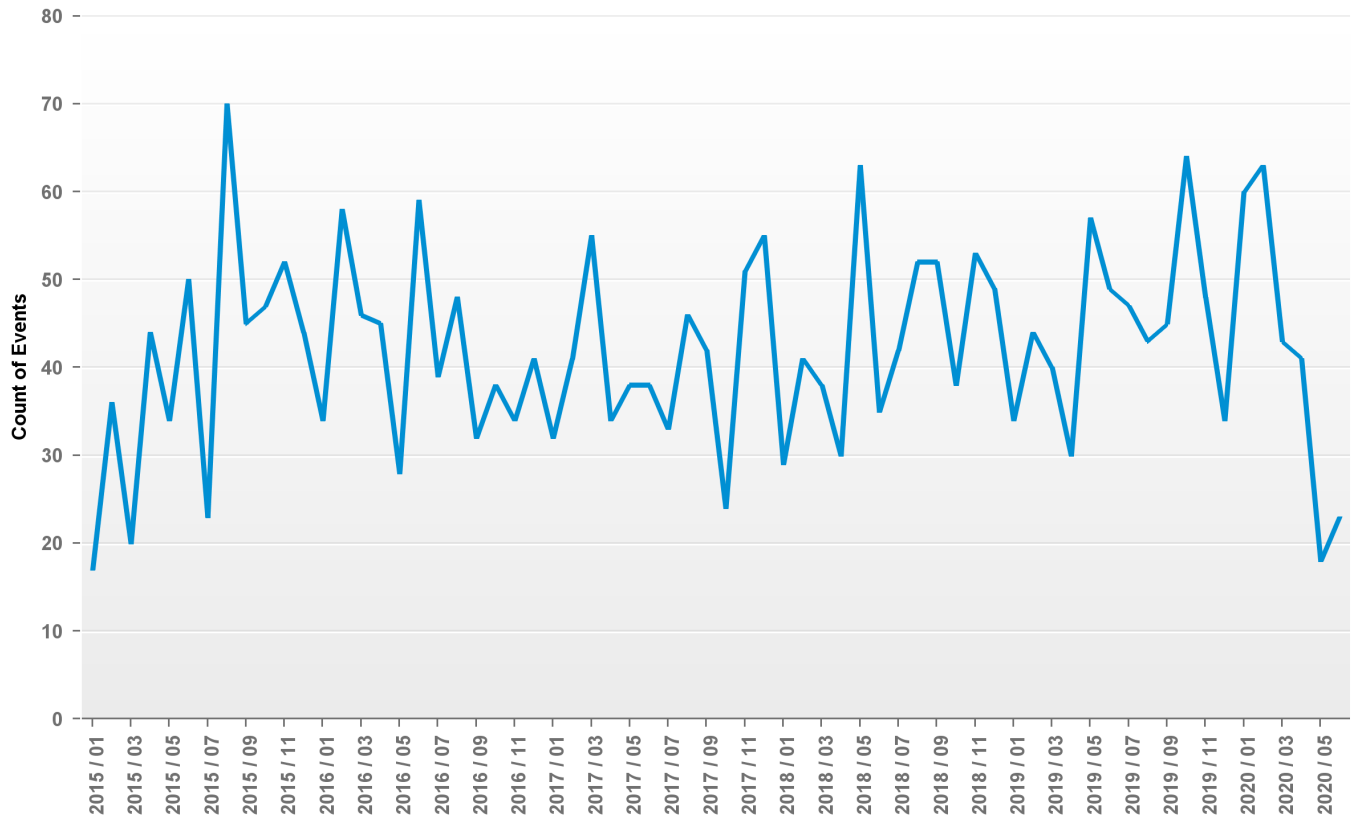


Graph 3: Herpes simplex (genital) notifications by month, week 1, 2013 - week 26, 2020

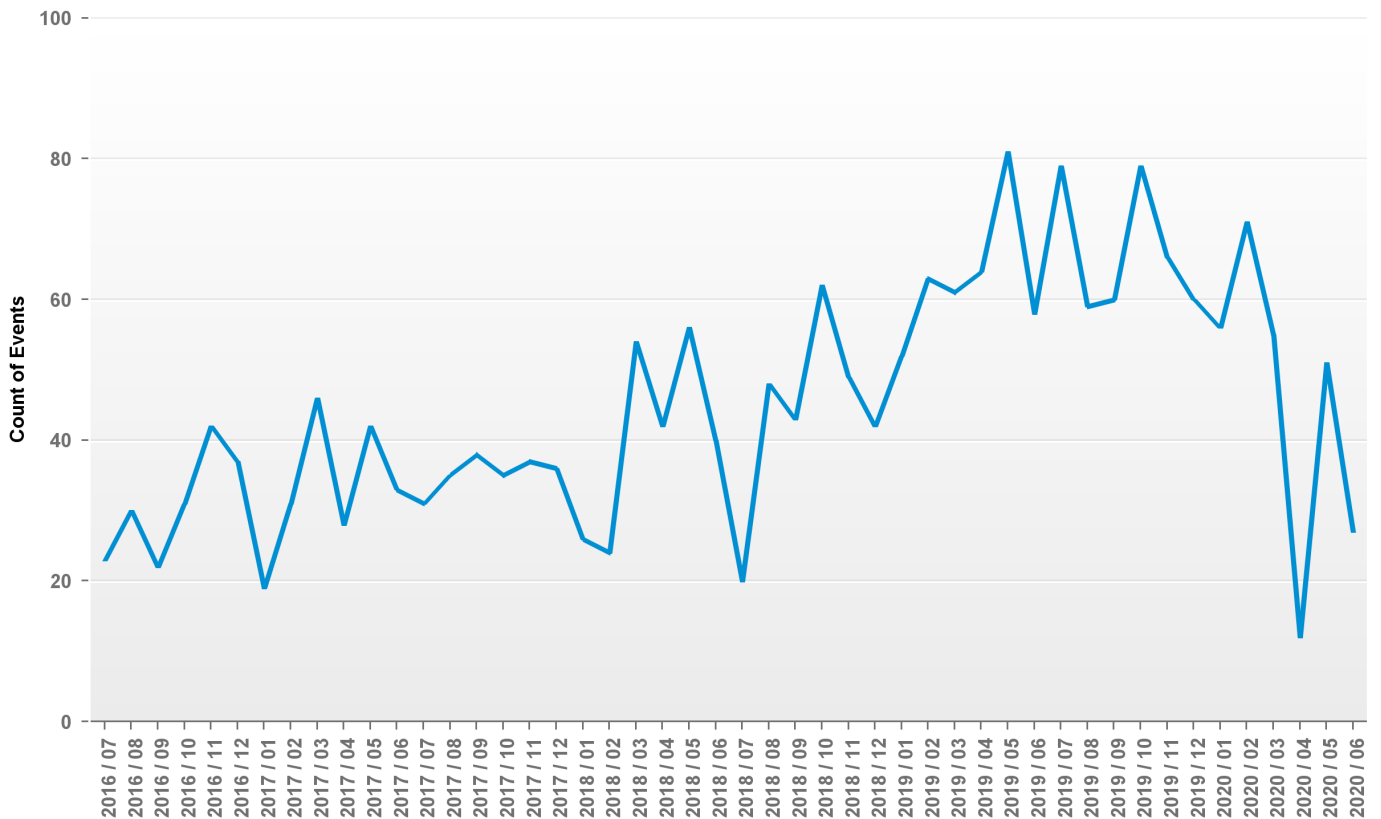




Graph 4: HIV notifications by month, week 1, 2015 - week 26, 2020



Graph 5: Syphilis notifications by month, week 27, 2016 - week 26, 2020





Guidance notes

1. This report contains data on notifiable STIs (excluding Ano-Genital Warts (AGW) and Non-Specific Urethritis (NSU)), and HIV reported weekly to Departments of Public Health from clinical or laboratory sources. Data included in this report are based on the date the information is entered into/authorised on CIDR by Public Health.

2. Data for this report are provisional and were extracted from CIDR on 01 July 2020, and were correct at the time that data were extracted. Information from previous years is updated on an ongoing basis in CIDR, therefore data in this report may be updated in future reports.

3. Aggregate data on AGW and NSU are reported to HPSC on a quarterly basis from Departments of Public Health and are reported in the annual STI reports.

4. The counties covered by each HSE area are as follows:
HSE East (E): Dublin, Kildare & Wicklow;
HSE Midlands (M): Laois, Longford, Offaly & Westmeath;
HSE Midwest (MW): Clare, Limerick & N. Tipperary;
HSE Northeast (NE): Cavan, Louth, Meath & Monaghan;
HSE Northwest (NW): Donegal, Leitrim & Sligo;
HSE South (S): Kerry & Cork;
HSE Southeast (SE): Carlow, Kilkenny, S. Tipperary, Waterford & Wexford;
HSE West (W): Galway, Mayo & Roscommon.

5. The Irish case definition for syphilis changed on 1st January, 2014 and from this date, syphilis notifications include early (infectious) syphilis only. Direct comparison of 2014 syphilis notification data with notification data for previous years (which includes non-infectious cases) is not valid. In July, 2016, the laboratory criteria were updated and since January, 2019, symptomatic cases which do not meet the laboratory criteria are notifiable as probable cases.

6. Case definitions for HIV and STIs are available on the HPSC website at <https://www.hpsc.ie/notifiablediseases/casedefinitions/>